

corresponded to the $[M + 11H]^{11+}$ and $[M + 10H]^{10+}$ protonation states of the native (i.e., homodimeric) enzyme-inhibitor complex. The data are shown in Figures 1 and 2. The ternary complex had a mass of 22 345 Da, as expected for 2 HIV PR subunits and JG365 ($C_{1021}H_{1672}N_{270}O_{281}S_4$ calculated monoisotopic mass 22340.4, average mass 22354.4). By raising the declustering voltage at the ion sampling orifice, it was possible to dissociate the complex either partially (Figure 2b), thus observing both the ternary complex and monomeric HIV PR, or entirely, so that only the enzyme monomer was observed (Figure 2c).

Observation of the ternary complex is direct proof of 1:1 stoichiometry between the dimeric enzyme and inhibitor and is consistent with crystallographic¹² and kinetic¹⁷ data. Interestingly, the unique internal water molecule observed in the crystal structure of this¹² and other HIV PR-inhibitor complexes^{11,13,19,20} was not observed. This is surprising given that this water molecule is internal to the folded structure and appears to be tightly coordinated, with two hydrogen bonds to the amide backbone of the enzyme and two to the inhibitor.

The demonstration that noncovalent macromolecular complexes can be directly observed will extend the applications of mass spectrometry to the study of protein-protein, protein-DNA, receptor-ligand, enzyme-substrate, and enzyme-inhibitor macromolecular complexes. Dissociation of such complexes by raising the declustering voltage at the ion sampling orifice will make possible the facile distinction between covalent and noncovalent complexes.

Acknowledgment. We thank Martina Schnölzer for a sample of crude [Aba^{67,95}]HIV protease and Paul Alewood of the University of Queensland, Australia, for a sample of desmethyl-JG365.

(19) Fitzgerald, P. M. D.; McKeever, B. M.; VanMiddlesworth, J. F.; Springer, J. P.; Heimbach, J. C.; Leu, C. T.; Herber, W. K.; Dixon, R. A. F.; Darke, P. L. *J. Biol. Chem.* **1990**, *265*, 14209-14219.

(20) Erickson, J.; Neidhart, D. J.; VanDrie, J.; Kempf, D. J.; Wang, X. C.; Norbeck, D. W.; Plattner, J. J.; Rittenbouse, J. W.; Turon, M.; Wideburg, N.; Kohlbrenner, W. E.; Simmer, R.; Helfrich, R.; Paul, D. A.; Knigge, M. *Science* **1990**, *249*, 527-533.

New Trialkylsilyl Enol Ether Chemistry. Conjugate Additions without the Enone

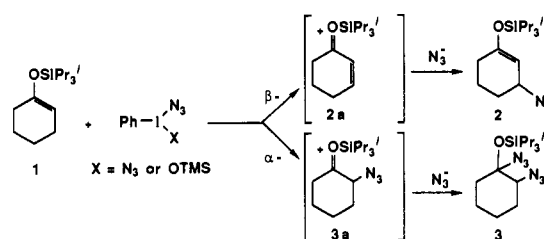
Philip Magnus* and Jérôme Lacour

Department of Chemistry and Biochemistry
The University of Texas at Austin
Austin, Texas 78712

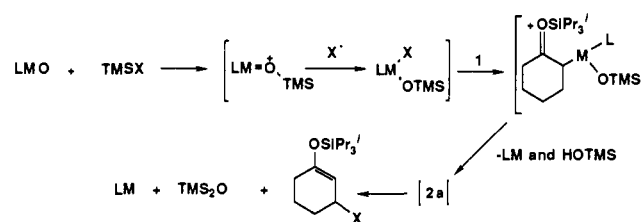
Received January 27, 1992

Triisopropylsilyl (TIPS) enol ethers undergo electrophilic substitution chemistry and retain the triisopropylsilyl group.¹ The normal desilylation that is observed in the case of trimethylsilyl enol ethers is prevented by the bulky isopropyl ligands. While attempting to introduce α -amino functionality into TIPS enol ethers, we examined a number of potential electrophilic nitrogen reagents.² Much to our surprise, it was found that treatment of a variety of TIPS enol ethers with Me_3SiN_3 (2.4 equiv)/PhIO (1.2 equiv)/ CH_2Cl_2 at -15 to -18 °C gave excellent yields of the β -azido adduct **2** rather than the expected (normal) α -azido adduct **3** (Scheme I).³ The β -azido adduct most probably arises from the onium ion **2a** and the α -diazide from the onium ion **3a**. This new transformation appears to be a member of a general

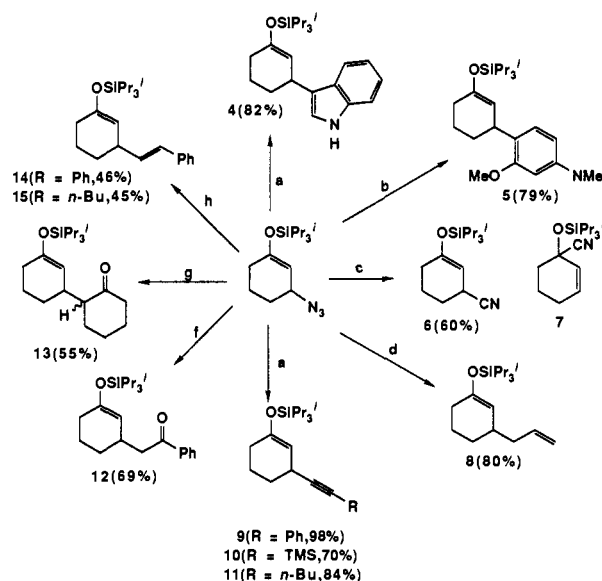
Scheme I



Scheme II



Scheme III^a



^a (a) Indole/ Me_3Al / CH_2Cl_2 , -70 °C. (b) *m*- $MeOC_6H_4NMe_2$ / Me_2AlCl /hexane, 25 °C. (c) Et_2AlCN /THF, reflux. (d) Allyltri-*n*-butylstannane/ Me_2AlCl /hexane, -70 °C. (e) $RCCH/n-BuLi$ / Me_2AlCl /hexane, 25 °C. (f) Acetophenone TMS enol ether/ Me_2AlCl /hexanes, 25 °C. (g) Cyclohexanone TMS enol ether/ Me_2AlCl /hexanes, 25 °C. (h) $RCCH/Cp_2ZrHCl/Me_2AlCl$ /hexane, 25 °C.

unexplored class of reactions that can be represented by Scheme II.⁴

To examine the trapping of the onium ion **2a** with nucleophiles other than azide ion, we examined the response of the β -azido adduct **2** to carbon nucleophiles in the presence of Lewis acids. The preliminary results are shown in Scheme III.

Treatment of **2** with indole (2 equiv)/ Me_3Al (2 equiv)/ CH_2Cl_2 at -70 °C gave the 3-substituted derivative **4** (82%). Similarly, the presumed onium ion **2a** could be trapped with *m*- $MeOC_6H_4NMe_2$ to give **5** (79%). The Nagata reagent⁵ in dichloromethane gave a mixture of **6** and **7** (2:1), whereas the same reaction in THF at reflux gave only **6** (60%). While the addition

(4) Treatment of **1** with $n-Bu_4N^+IO_4^-/TMSN_3/CH_2Cl_2$ gave **2** and **3** (1:1). B. Kersten, University of Texas at Austin.

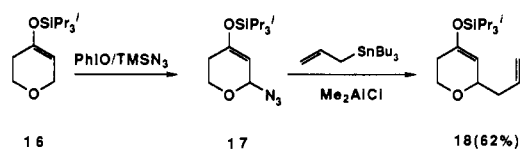
(5) Nagata, W.; Yoshioka, M.; Hirai, S. *J. Am. Chem. Soc.* **1972**, *94*, 4635. Nagata, W.; Yoshioka, M.; Murakami, M. *J. Am. Chem. Soc.* **1972**, *94*, 4644. Nagata, W.; Yoshioka, M.; Terasawa, T. *J. Am. Chem. Soc.* **1972**, *94*, 4672. Nagata, W.; Yoshioka, M. *Org. React.* **1977**, *25*, 255. Utimoto, K.; Obayashi, M.; Shishiyama, Y.; Inoue, M.; Nozaki, H. *Tetrahedron Lett.* **1980**, *21*, 3389.

(1) Magnus, P.; Mugrage, B. *J. Am. Chem. Soc.* **1990**, *112*, 462.

(2) Magnus, P.; Lacour, J.; Bauta, W.; Mugrage, B.; Lynch, V. *J. Chem. Soc., Chem. Commun.* **1991**, 1362. Magnus, P.; Barth, L. *Tetrahedron Lett.* In press. Unpublished results from this lab.

(3) Magnus, P.; Lacour, J. *J. Am. Chem. Soc.* **1992**, *114*, 767.

Scheme IV



of allyltri-*n*-butylstannane to enones is known,⁶ the regioselective trapping of the enolate with silylating agents, particularly TIPSCl or TIPSOTf, is a low-yielding reaction.⁷ Consequently, the formation of **8** (80%) is noteworthy. Acetylenic anions are nontransferable ligands in organocuprate chemistry, and indirect methods have been developed to make β -acetylenic ketones.⁸ Recently Kim⁹ has reported the trialkylsilyl triflate promoted addition of alkylnylzinc to enones. The enonium ion **2a** can be trapped with terminal acetylenes by treatment with *n*-BuLi followed by Me₂AlCl to give excellent yields of **9**, **10**, and **11** (98, 70, and 84%, respectively). Trimethylsilyl enol ethers trap **2a** to give the mixed TIPS enol ether-ketones **12** and **13** (3:1 diastereomers).¹⁰ This transformation should find useful applications since it allows direct differentiation between the two ketone functionalities. Hydrozirconation of phenylacetylene followed by Me₂AlCl and addition of **2** gave the styrene **14** (46%).¹¹

It is possible to perform a one-pot conversion of a TIPS enol ether into its β -carbon-substituted derivative. This is illustrated in Scheme IV for the conversion of the 4-pyranone TIPS enol ether **16** into **17** (not isolated) and for the direct treatment with allyltri-*n*-butylstannane/Me₂AlCl to give the β -allyl adduct **18** (62%).

This simple and versatile new methodology should find many applications in both the individual reactions and overall strategies of organic synthesis.

Acknowledgment. The National Institutes of Health and the National Science Foundation are thanked for their support of this

(6) Hosomi, A.; Iguchi, H.; Endo, M.; Sakurai, H. *Chem. Lett.* **1979**, 977. Mobilio, D.; De Lange, B. *Tetrahedron Lett.* **1987**, 28, 1483-86. Lithium diallylcuprate: House, H. O.; Fisher, W. F. *J. Org. Chem.* **1969**, 34, 3615.

(7) Treatment of 3-methylcyclopentenone with Me₂CuLi followed by TIPSOTf/Et₃N/HMPA gave only a 10% yield of the derived TIPS enol ether. Murrage, B., unpublished results from this lab.

(8) House, H. O.; Fisher, W. F. *J. Org. Chem.* **1969**, 34, 3615. Corey, E. J.; Beames, D. J. *J. Am. Chem. Soc.* **1972**, 94, 7210. Pappo, P. W.; Dajanni, E. Z.; Bruhn, M. S.; Brown, H. C.; Palmer, J. R.; Pappo, R. *Tetrahedron Lett.* **1975**, 16, 4217. Sinclair, J. A.; Molander, G. A.; Brown, H. C. *J. Am. Chem. Soc.* **1977**, 99, 954. Corey, E. J.; Wollenberg, R. H. *J. Am. Chem. Soc.* **1977**, 99, 8045. Hooz, J.; Layton, R. B. *J. Am. Chem. Soc.* **1971**, 93, 7320. Hansen, R. T.; Carr, D. B.; Schwartz, J. *J. Am. Chem. Soc.* **1978**, 100, 2245.

(9) Kim, S.; Lee, J. M. *Tetrahedron Lett.* **1990**, 31, 7627.

(10) Carbocupration: Normant, J. F.; Alexakis, A. *Synthesis* **1981**, 841. Lipschutz, B. H. *Synthesis* **1987**, 325. Foulon, J. P.; Bourgain-Commerçon, M.; Normant, J. F. *Tetrahedron* **1986**, 42, 1389. Hydroalumination: Whitney, C. C.; Zweifel, G. *J. Am. Chem. Soc.* **1967**, 89, 2753. Negishi, E.; Takahashi, T. *Synthesis* **1988**, 1. Negishi, E. *Pure Appl. Chem.* **1981**, 53, 2333. Hydrozirconation: Schwartz, J.; Labinger, J. A. *Angew. Chem., Int. Ed. Engl.* **1976**, 15, 333. Carr, B. D.; Schwartz, J. *J. Am. Chem. Soc.* **1977**, 99, 639. Yoshifuji, M.; Loots, M. J.; Schwartz, J. *Tetrahedron Lett.* **1977**, 15, 1303. Loots, M. J.; Schwartz, J. *J. Am. Chem. Soc.* **1977**, 99, 8045. Van Horn, D. E.; Negishi, E. *J. Am. Chem. Soc.* **1978**, 100, 2252. Negishi, E.; Van Horn, D. E.; Yoshida, T. *J. Am. Chem. Soc.* **1985**, 107, 6639. Ireland, R. E.; Wipf, P. *J. Org. Chem.* **1990**, 55, 1425. Lipschutz, B. H.; Ellsworth, E. L. *J. Am. Chem. Soc.* **1990**, 112, 7440.

(11) 1,5-Diketones: Narasaka, K.; Soai, K.; Mukaiyama, T. *Chem. Lett.* **1974**, 1223. Narasaka, K.; Soai, K.; Aikawa, K.; Mukaiyama, T. *Bull. Chem. Soc. Jpn.* **1976**, 49, 779. Soai, K.; Osaki, M.; Mukaiyama, T. *Chem. Lett.* **1976**, 163. For information on the stereoselection, see: Heathcock, C.; Norman, M. H.; Uehling, D. E. *J. Am. Chem. Soc.* **1985**, 107, 2797. Heathcock, C.; Uehling, D. E. *J. Org. Chem.* **1986**, 51, 279. CsF-induced: Boyer, J.; Corriu, R. J. P.; Perz, R.; Reye, C. *J. Organomet. Chem. Commun.* **1980**, 184, 157. Boyer, J.; Corriu, R. J. P.; Perz, R.; Reye, C. *J. Chem. Soc., Chem. Commun.* **1981**, 122. Boyer, J.; Corriu, R. J. P.; Perz, R.; Reye, C. *Tetrahedron* **1983**, 39, 117. Montmorillonite clay: Kawai, M.; Onaka, M.; Izumi, Y. *J. Chem. Soc., Chem. Commun.* **1987**, 1203. BF₃·OEt₂: Duhamel, P.; Hennequin, L.; Poirier, N.; Poirier, J.-M. *Tetrahedron Lett.* **1985**, 26, 6201. Trityl perchlorate: Kobayashi, S.; Murakami, M.; Mukaiyama, T. *Chem. Lett.* **1985**, 953. Mukaiyama, T.; Tamura, M.; Kobayashi, S. *Chem. Lett.* **1986**, 1017. TBDMSO-pyrylium salt: Iwasaki, H.; Kume, T.; Yamamoto, Y.; Akiba, K. *Tetrahedron Lett.* **1987**, 28, 6355. Mukaiyama, T.; Tamura, M.; Kobayashi, S. *Chem. Lett.* **1986**, 1017.

research (GM 32718). Rhône Poulenc are thanked for a graduate fellowship (J.L.).

Supplementary Material Available: Listings of spectral details for compounds **4-15** and **18** (11 pages). Ordering information is given on any current masthead page.

Unusual Electrochemical Properties of the Higher Fullerene, Chiral C₇₆

Q. Li and Fred Wudl*

*Institute for Polymers and Organic Solids and
Departments of Chemistry and Physics
University of California at Santa Barbara
Santa Barbara, California 93106*

Carlo Thilgen, Robert L. Whetten, and François Diederich*

*Department of Chemistry and Biochemistry
University of California at Los Angeles
Los Angeles, California 90024-1569*

Received December 16, 1991

Revised Manuscript Received March 13, 1992

Approximately a year ago, it was discovered that the fullerenes C₆₀ and C₇₀ have an exceptionally high electron affinity. Two,^{1a} three,^{1b,c} four,^{1d} and five reversible reduction steps^{1e} have been recorded for C₆₀, and the two fullerenes were found to have essentially the same redox properties.^{1b} No reversible oxidation waves were observed in the cyclic voltammograms of both carbon spheres. An explanation for the high electron affinity in terms of pyracylene units was proposed and shown to be a good model for predicting the chemical reactivity of C₆₀.^{1b} Recently, some of us reported the isolation in pure form and structural characterization of three higher fullerenes, chiral C₇₆² (Figure 1) and the two isomers C_{2v}-C₇₈ and D_{3h}-C₇₈.³ The onset of the electronic absorption by these compounds occurs at much lower energy than the optical absorption onset measured for C₆₀ and C₇₀, and the result of calculations on the electronic structure of the higher fullerenes was used to predict that C₇₆ would be both a better donor and a better acceptor than C₆₀.^{2,4} Since milligram quantities of the title fullerene have become available in the recent past, it was imperative to determine its electrochemical properties by cyclic voltammetry (CV).

For the isolation of the higher fullerenes, C₆₀ and C₇₀ were first removed by two chromatographic runs on neutral alumina with hexanes/toluene (95:5) as the eluent. The higher fullerene fraction was subsequently separated in three sequential runs on a 25 × 2.5 cm Vydac 201-TP C18 reversed-phase column with acetonitrile/toluene (50:50) as the eluent, giving pure C₇₆, C_{2v}-C₇₈, and D_{3h}-C₇₈ as well as a C₈₄ fraction containing two isomers.^{3,5-7}

(1) (a) Haufler, R. E.; Conceicao, J.; Chibante, L. P. F.; Chai, Y.; Byrne, N. E.; Flanagan, S.; Haley, M. M.; O'Brien, S. C.; Pan, C.; Xiao, Z.; Billups, W. E.; Ciufolini, M. A.; Hauge, R. H.; Margrave, J. L.; Wilson, L. J.; Curl, R. F.; Smalley, R. E. *J. Phys. Chem.* **1990**, 94, 8634-8636. (b) Allemann, P. M.; Koch, A.; Wudl, F.; Rubin, Y.; Diederich, F.; Alvarez, M. M.; Anz, S. J.; Whetten, R. L. *J. Am. Chem. Soc.* **1991**, 113, 1050-1051. (c) Cox, D. M.; Bahal, S.; Disko, M.; Gorun, S. M.; Greaney, M.; Hsu, C. S.; Kollin, E. B.; Millar, J.; Robbins, J.; Sherwood, R. D.; Tindall, P. *J. Am. Chem. Soc.* **1991**, 113, 2940-2944. (d) Dubois, D.; Kadish, K. M.; Flanagan, S.; Haufler, R. E.; Chibante, L. P. F.; Wilson, L. J. *J. Am. Chem. Soc.* **1991**, 113, 4364-4366. (e) Dubois, D.; Kadish, K. M.; Flanagan, S.; Wilson, L. J. *J. Am. Chem. Soc.* **1991**, 113, 7773-7774.

(2) Ettl, R.; Chao, I.; Diederich, F.; Whetten, R. L. *Nature (London)* **1991**, 353, 149-153.

(3) Diederich, F.; Whetten, R. L.; Thilgen, C.; Ettl, R.; Chao, I.; Alvarez, M. M. *Science (Washington, D.C.)* **1991**, 254, 1768-1770.

(4) Cheng, H.-P.; Whetten, R. L. *Chem. Phys. Lett.*, in press. See also: Manolopoulos, D. E. *J. Chem. Soc., Faraday Trans.* **1991**, 87, 2861-2862.

(5) Diederich, F.; Whetten, R. L. *Acc. Chem. Res.* **1992**, 25, 119-126.

(6) Vydac C18 reversed-phase column: The Separations Group, 17434 Mojave St., Hesperia, CA 92345.